


MERITOR® 14X™ TANDEM DRIVE AXLE

THE NEXT EVOLUTION



MERITOR®

MERITOR 14X TANDEM DRIVE AXLE

RAISE YOUR EXPECTATIONS

Promising operating efficiency, reduced maintenance and premium performance, the Meritor 14X Tandem Drive Axle is the latest result of the evolution in advanced axle innovation and technology now available from Meritor.

The Meritor 14X Tandem Drive Axle delivers a more robust, 20% larger Inter-Axle Differential (IAD) to handle today's higher-torque engines. It features as standard equipment the smooth, efficient performance of our premium Meritor Amboid™ design. It also provides the industry's fastest and most complete range of axle ratios—from 2.47 to 7.17. And it is the lightest-weight axle in its class. Plus, the DualTrac™ housing option addresses wheel bearing overload associated with the use of single wide-based tires. Which all adds up to unprecedented axle performance.






MERITOR 14X EFFICIENCIES ADD UP EVEN FASTER WITH OTHER MPG SERIES COMPONENTS



MPG  SERIES™



The 14X is a flagship member of the MPG SERIES. Each of the MPG SERIES components is engineered to deliver superior operating efficiency with less downtime to equip you with a productivity gain in today's workplace. But the more MPG SERIES components you add, the more bottom-line results you will see.

Working collectively, MPG SERIES components really add up to provide superior operating efficiency for your fleet. And your business. And with components that reduce maintenance while adding durability, your life cycle costs are primed for improvement.

MERITOR 14X TANDEM DRIVE AXLE

FEATURES AND BENEFITS

DESIGN FEATURES FOR INCREASED PERFORMANCE DEMANDS.

- Larger main differential bearings for up to 30% more capacity
- Smooth internal surfaces of the carrier castings and elimination of main differential case ribs minimize lubricant churning loss
- Low spiral-angle-design gearing helps ensure increased efficiency and improved bearing life
- Multiple internal magnets for increased debris collection and smooth running

COMPLETE RATIO RANGE.

- New 2.47 ratio is the fastest axle ratio in the industry and the most efficient solution for vehicles with direct drive transmissions
- 2.47 - 7.17 is the widest range to match your application and specific engine manufacturer's recommendations
- 2.47 - 4.11 Amboid pinion position
- 2.64 - 7.17 Hypoid pinion position

MORE ROBUST INTER-AXLE DIFFERENTIAL (IAD).



- 20% larger Inter-Axle Differential (IAD) for increased capacity, with fewer parts
- Ability to handle up to 2050 lb. ft. of torque in certain applications
- Lubrication reservoir keeps lubricant in the input shaft bearing at all times for increased lubrication flow, which reduces wear and yields greater reliability; no need to wait for splash to deliver lubricant
- New needle bearings system in the Inter-Axle Differential helical gear reduces heat and wear and provides increased reliability




DUALTRAC HOUSING OPTION.

Wide-based single tires are gaining popularity due to their weight-saving and reduced rolling resistance characteristics, but they're also hard on wheel bearings, decreasing their life cycle, structural rating and leading to spindle damage.

The Solution?

Meritor's DualTrac Housing option, equipped with 0"-0.56" outset wheels, repositions the loading on wheel bearings thereby easing their workload. It's also lighter and more economical than wide-track housing.

- Full 40,000 lb. axle rating
- Lighter than 11 mm standard track housing
- Allows conversion between wide-based single tires and duals within legal axle spread dimensions
- Offered in 9.5 mm and 11.0 mm housing wall thickness options depending on application



PREMIUM AMBOID™ DESIGN STANDARD.

- Above centerline (Amboid) rear carrier reduces universal joint operating angles for increased drivetrain life
- Improved driveline angles reduce vibration while increasing ride quality and overall component life
- Amboid gearing on the rear drive axle allows parallel positioning between forward and rear drive axles
- Premium design offered at no additional charge for reduced lifecycle cost



IMPROVED OVERALL RELIABILITY BY DESIGN.

- Proven ring and pinion gear technology design
- Forward/rear pinions utilize overhung design for improved capability for retardation loads
- One-piece forward and rear carrier castings reduce the number of joints and potential leak paths
- Rear-unit input seal – fully unitized one-piece design
- Forward-unit input/output seals – efficient sleeve design

INDUSTRY-LEADING AXLE BREATHER.

- Designed for today's extended-drain synthetic lubes
- Helps prevent water and other contaminants from entering the axle while keeping lube in place



14X AXLE SPECIFICATIONS

RATINGS pounds (kg)	AXLE MODEL	GCW HIGHWAY pounds (kg)		STANDARD RATIOS*	RING GEAR SIZE (PITCH DIAMETER) inches (mm)	AXLE SHAFT SPLINE SIZE inches (mm)	BODY DIAMETER inches (mm)	HOUSING BOX SIZE inches (mm)	WALL THICKNESS AT SPRING SEAT inches (mm)	WHEEL- END SERIES
		MAX. 3% GRADE (Turnpike)	MAX. 8% GRADE (Paved)							
34,000 (15,436)	MT-34-14X	80,000 (36,320)	80,000 (36,320)	2.47, 2.64, 3.08, 3.25, 3.36, 3.42, 3.55, 3.70, 3.90, 4.11 Optional Ratios Available	15.31 (388.91)	2.10 (53.3) 41 Teeth	1.88 / 2.00 (47.8 / 50.8)	5.25 x 4.62 (1.34 x 1.17)	0.37 (9.5) Std/DualTrac™ 0.43 (11.0) Std/DualTrac 0.56 (14.3) Wide Track	R
40,000 (18,160)	MT-40-14X	145,000 (65,830)	125,000 (56,750)	2.47, 2.64, 3.08, 3.25, 3.36, 3.42, 3.55, 3.70, 3.90, 4.11, 4.33, 4.63, 4.88, 5.29, 5.86, 6.14, 6.43, 6.83, 7.17					0.37 (9.5) Std/DualTrac™ 0.43 (11.0) Std/DualTrac 0.50 (12.7) Standard Track 0.56 (14.3) Wide Track	
44,000 (19,976)	MT-44-14X	Not Rated	68,000 (30,872) GVWR Only	3.70, 3.90, 4.11, 4.33, 4.63, 4.88, 5.29, 5.86 Available in Hypoid Ratios Only			0.50 (12.7) Standard Track 0.56 (14.3) Wide Track			

MOVING YOU FORWARD. BEHIND YOU ALL THE WAY.

Our representatives have the experience, the expertise and the global support network needed to provide you with unsurpassed assistance when specifying your drive axle system.

With unmatched consultation and follow-through, we can provide you with the guidance needed to optimize your spec.

Every Meritor 14X axle receives unsurpassed global service and support, with distribution centers strategically located to reduce downtime and provide timely and complete aftermarket support.

If your fleet is looking for optimized performance and value, with significantly lower life cycle costs, the Meritor 14X is the axle you need to spec.

For more information, talk to your local dealer or visit meritor.com today.





MERITOR[®]

Meritor Heavy Vehicle Systems, LLC
2135 West Maple Road
Troy, Michigan 48084-7121 USA

For more information,
call OnTrac at **866-668-7221**
or visit **meritor.com**.

Litho in USA. Revised 03-11
SP-1084 (68322/11900)
©2011 Meritor, Inc.

Vehicle models, brands and names depicted herein are the property of their respective owners, and are not in any way associated with Meritor, Inc., or its affiliates.